

Name of meeting: Corporate Parenting Board
Date: 29 June 2021
Title of report: Number and Age of Children in Care

Purpose of report

To provide information to the Panel on a regular basis relating to the number and profile of children in our care. Including information related to the number placed outside of the District.

Key Decision - Is it likely to result in spending or saving £250k or more, or to have a significant effect on two or more electoral wards?	NA
Key Decision - Is it in the Council's Forward Plan (key decisions and private reports?)	NA
The Decision - Is it eligible for call in by Scrutiny?	NA
Date signed off by <u>Strategic Director</u> & name Is it also signed off by the Service Director for Finance? Is it also signed off by the Service Director for Legal Governance and Commissioning?	Signed off by Elaine McShane, Service Director (Child Protection and Family Support) on behalf of Mel Meggs (Director for Children's Services) – 18.06.2021 NA NA
Cabinet member portfolio	Cllr V Kendrick Children's Portfolio

Electoral wards affected: All

Ward councillors consulted: No

Public or private: Public

(Have you considered GDPR?)

Yes GDPR has been considered. The information in this report does not identify any individuals.

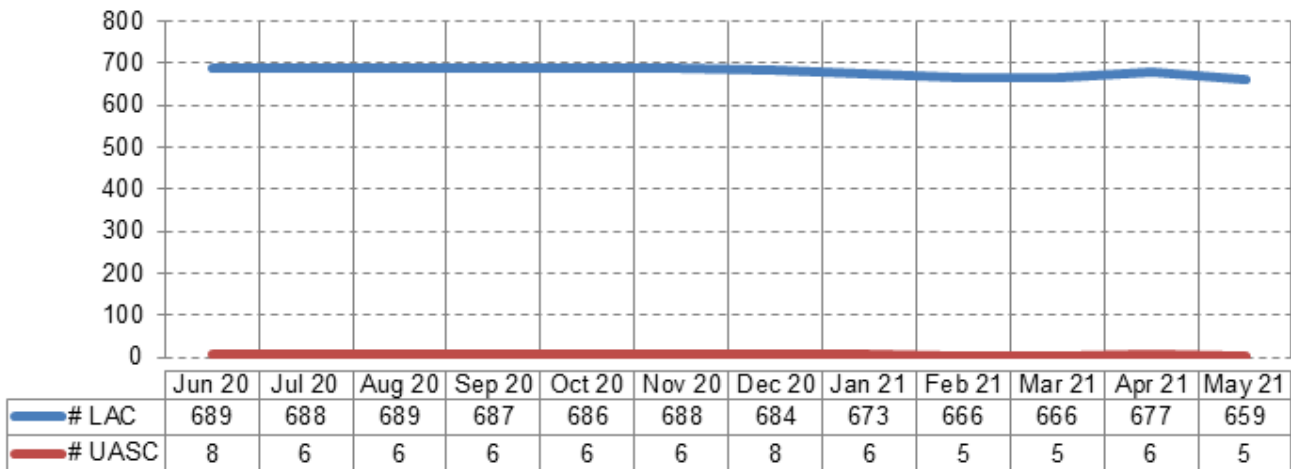
1. Summary

This graph shows the number of children in care (659 excluding any looked after children receiving only S20 short term breaks) alongside the number of unaccompanied asylum-seeking children (UASC).

The current number of CLA equates to a rate per 10,000 population aged 0-17 of 65.8. This compares to a statistical neighbour average of 92.2 and a national average of 67.0 based on published data for March 2020.

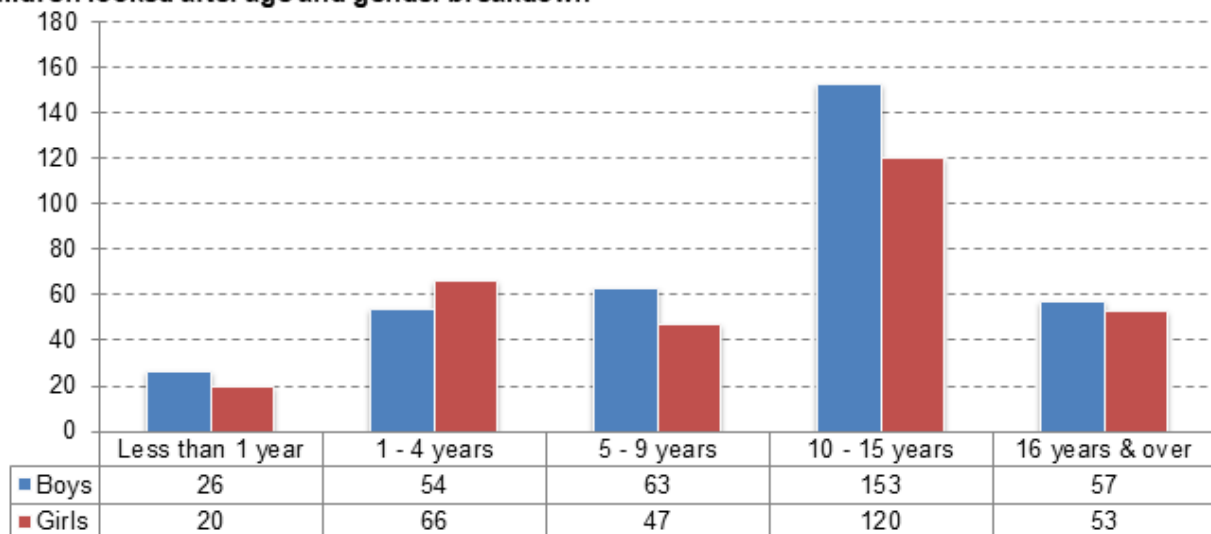
- Kirklees (May 21) = 65.8
- Statistical Neighbours (2020) = 92.2
- England (2020) = 67.0

Children looked after and number of UASC



This graph shows the breakdown by age and gender of the children in care. The largest age group for boys is 10 - 15 years with 153 children and the largest age group for girls is 10 - 15 years with 120 children.

Children looked after age and gender breakdown



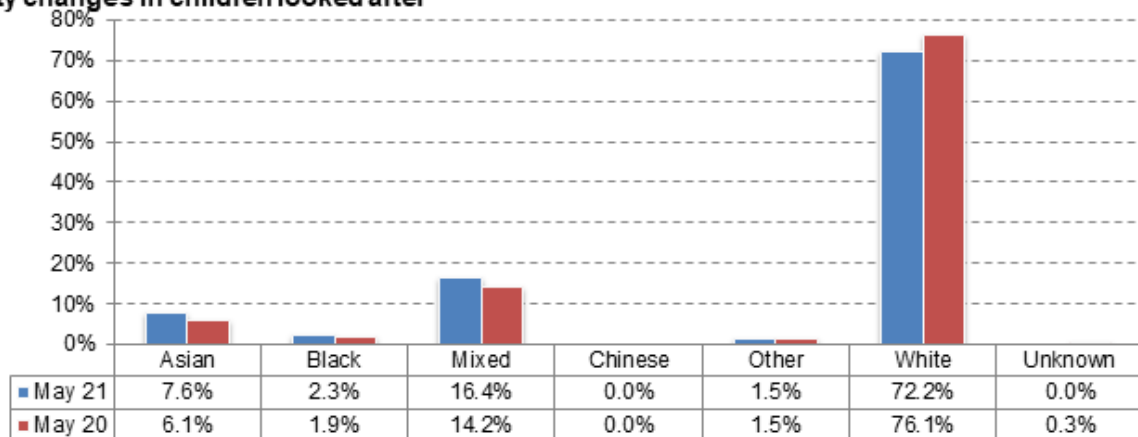
Statistical Neighbours

Local Authorities that the Department for Education regard as similar and close socio economically to Kirklees, not measured by population size.

Local Authorities "Very Close"* to Kirklees (* Source LAIT)
Kirklees Council
Rochdale Borough Council
Bolton Council
Calderdale Council
Bury Borough Council
Dudley MBC
Derby City
Lancashire Council
Stockton-on Tees Borough Council
Leeds City Council
Telford & Wrekin Council

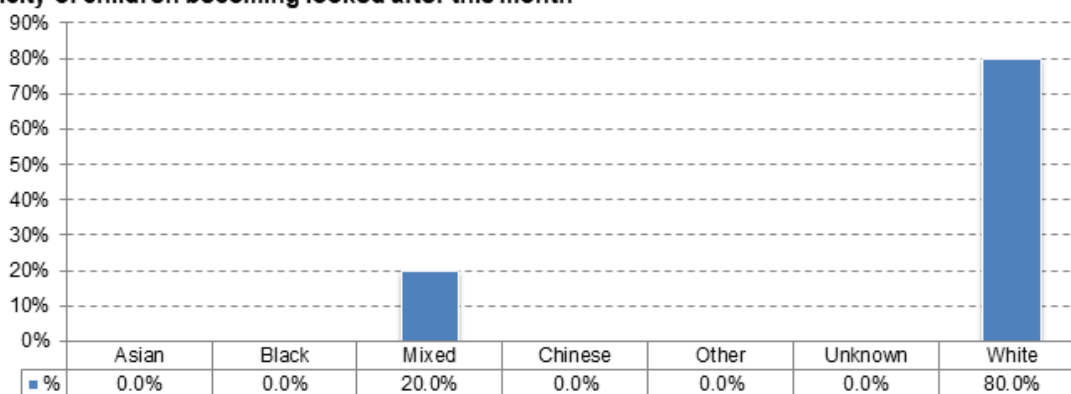
This graph shows the ethnic breakdown of the children looked after population at the end of May 2021 and the same point 12 months ago. There has been an increase in the percentage of CLA who are of Mixed ethnicity in this time period.

Ethnicity changes in children looked after



This graph shows the percentage breakdown by ethnicity of children entering care this month. Note that this outcome is based on small numbers. In May 2021 there were 5 young people who were recorded as entering care in the month at the point of data extraction of whom 4 were White and 1 of Mixed ethnicity.

Ethnicity of children becoming looked after this month



Children and Young People placed more than 20 miles outside of Kirklees

The number of looked after children placed outside Kirklees District and 20 plus miles from their home address was 74 on 31/05/2021. This follows a continuum of decline from 127 in 2017. This equates to 11.2% of the total CLA cohort. The majority of our children and young people placed out of area are placed in foster care, the remainder are placed in children's homes, semi-independent homes, a small number in youth custody or other specialist settings. The recent historical position is detailed below:

	31/03/2021		30/04/2021		31/05/2021	
	Number	%	Number	%	Number	%
Placed outside Kirklees & over 20 miles from home address	74	11.1%	73	10.8%	74	11.2%

Semi Independent Accommodation aged 16 plus

On 31/05/2021 there were 23 young people accommodated in semi-independent accommodation, 17 within District and 6 of our young people placed outside of the Kirklees District as detailed in the following table:

Placements outside of Kirklees in semi-independent living accommodation (not subject to Children's Home regulations) - as at 31/05/2021			
LA of Placement	Aged 16	Aged 17	Total
Bradford		3	3
Calderdale	1	1	2
Liverpool		1	1
Total	1	5	6
Legal Status	Aged 16	Aged 17	Total
Full Care Order	1	1	2
S20 CA 1989 - Single Placement		4	4
Total	1	5	6

2. Information required to take a decision

No decision is required, this report is submitted at the request of the Board to monitor the number of children in care. This report is also shared with the Children's Scrutiny Panel on a monthly basis.

3. Implications for the Council

3.1 Working with People

Not applicable

3.2 Working with Partners

Not applicable

3.3 Place Based Working

Not applicable

3.4 Climate Change and Air Quality

Not applicable

3.5 Improving Outcomes for Children

This information is provided at the request of Corporate Parenting Board to monitor the number of children in care their age and location of placements.

3.6 Reducing demand of services

Not applicable

3.7 Other (eg Legal/Financial or Human Resources)

Not applicable

4. Consultees and their opinions

Not applicable

5. Next steps

A similar report will be presented to future meetings of the Corporate Parenting Board.

6. Officer recommendations and reasons

That the report be noted.

7. Cabinet portfolio holder's recommendations

Not applicable

8. Contact officer

Ophelia Rix, Head of Corporate Parenting

9. Background Papers and History of Decisions

Previous reports to the Children's Scrutiny on number and age of children in care.

10. Service Director responsible

Elaine McShane, Service Director (Child Protection and Family Support)